


5.0×3.2 SMD Crystal



APPLICATIONS

- Bluetooth / Wireless LAN
- GPS
- Automatic equipment

FEATURE

- Rugged AT-cut crystal construction
- Miniature 5.0×3.2mm ceramic package
- Anti-EMI design

- Tight Tolerance and Stability
- Reflow Soldering/Emboss Taping



Electrical Specifications 电气参数

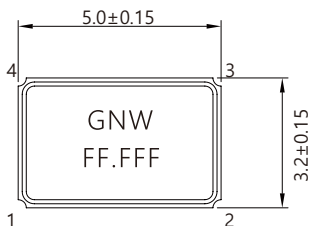
项目	Item/Type	Electrical Specifications
频率范围	Frequency Range	8MHz to 150MHz
调整频差	Frequency Tolerance(ΔF)(at 25°C)	± 10 ppm to ± 30 ppm
温度频差	Frequency Drift	± 10 ppm to ± 30 ppm
工作温度范围	Operating Temperature Range	-20°C ~ +70°C, -40°C ~ +85°C or -40°C ~ +105°C
储存温度范围	Storage Temperature Range	-55°C ~ +125°C
老化	Aging (25°C)	± 3 ppm/year max.
静电容	Shunt Capacitance (C0)	3pF max.
激励功率	Drive Level	10 μ W Typical
绝缘阻抗	Insulation Resistance (Rs)	500 Megaohms min. at D.C 100V
负载电容	Load Capacitance (CL)	8,10,12pF or specify

Equivalent Series Resistance and Mode of Operation 等效阻抗和振荡模式

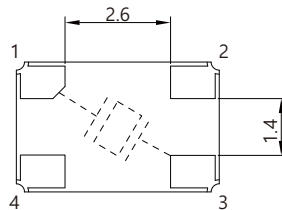
Frequency Range 频率范围	ESR (Ω) 等效阻抗	Mode 振荡模式
8~10MHz	100 Ω max.	Fundamental
10~12MHz	80 Ω max.	Fundamental
12~16MHz	60 Ω max.	Fundamental
16~20MHz	50 Ω max.	Fundamental
20~24MHz	40 Ω max.	Fundamental
24~50MHz	30 Ω max.	Fundamental
40~150MHz	80 Ω max.	3rd overtone

Mechanical Dimensions 外型尺寸

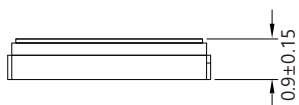
Units:mm



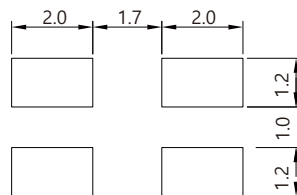
Top View



Bottom View



Side View



Land Pattern

Pin Connection	
#1,#3	Crystal
#2,#4	GND